



Quick Guide



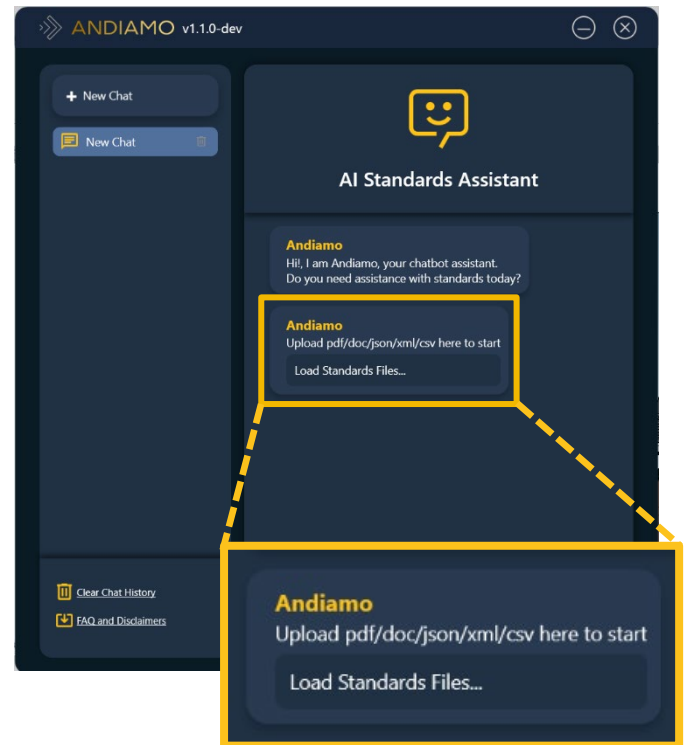
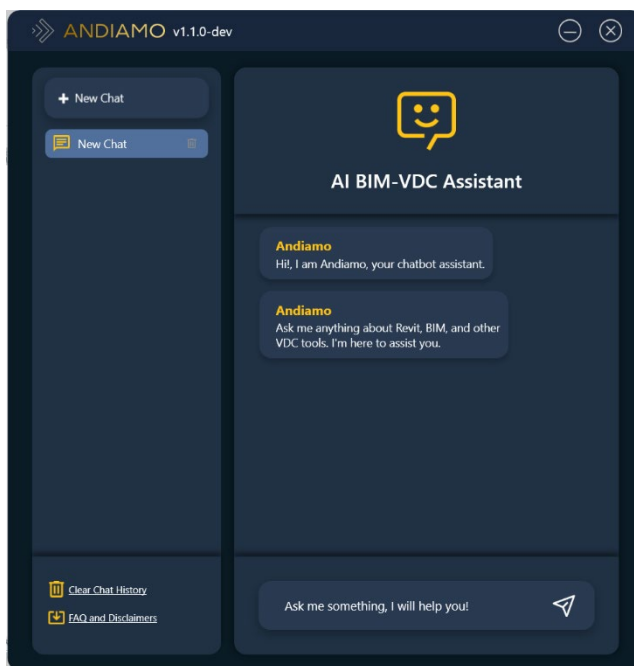
ANDIAMO

ANDIAMO

by Avant Leap

Overview

Andiamo offers two different chatbots depending on your needs.



BIM-VDC Assistant

Can help managing Building Information Modeling and Virtual Design and Construction processes or answer questions about Revit regarding crashes, troubleshooting, modeling and more.

Standards Assistant

Will provide guidance and information on various standards and regulations based on files that are uploaded. Andiamo can read .pdf, .docx, .json, .xml, and .csv files.

Using the Standards Assistant

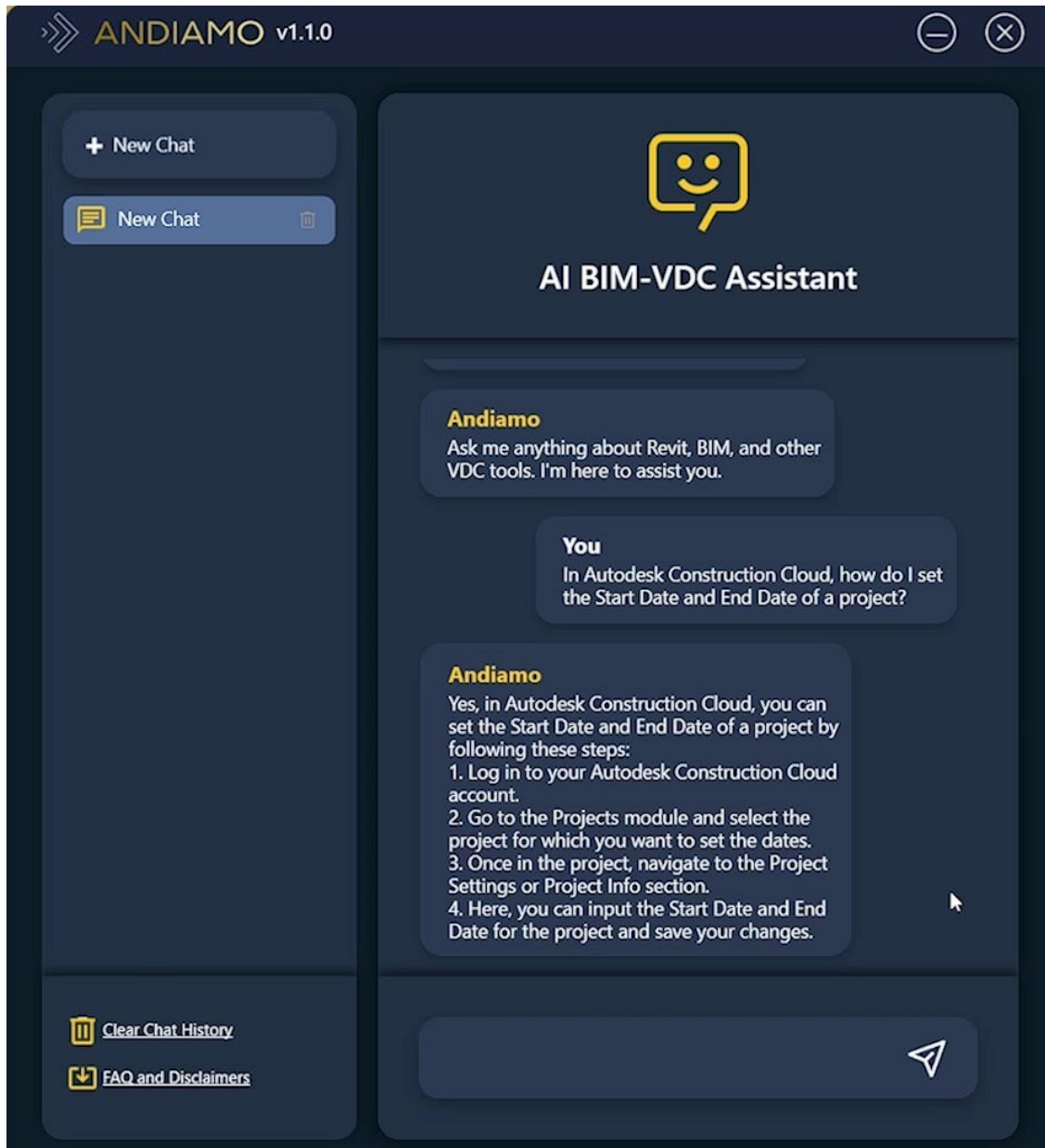
- **File Format Compatibility:** Verify which file formats (.pdf, .docx, .json, .xml, .csv) the Standards Assistant can process. Use compatible formats for best results.
- **Precise Inquiry Construction:** Frame your questions or inquiries with specific details, such as the exact standard or regulation number, to receive more accurate information.
- **Regular Update Checks:** Regularly check for updates on new standards and regulations added to the assistant's database to ensure you are receiving the most current information.
- **Customization and Context:** Provide context where necessary. For instance, mention your industry or specific application when asking about a standard to get more relevant guidance.

Using the BIM-VDC Assistant

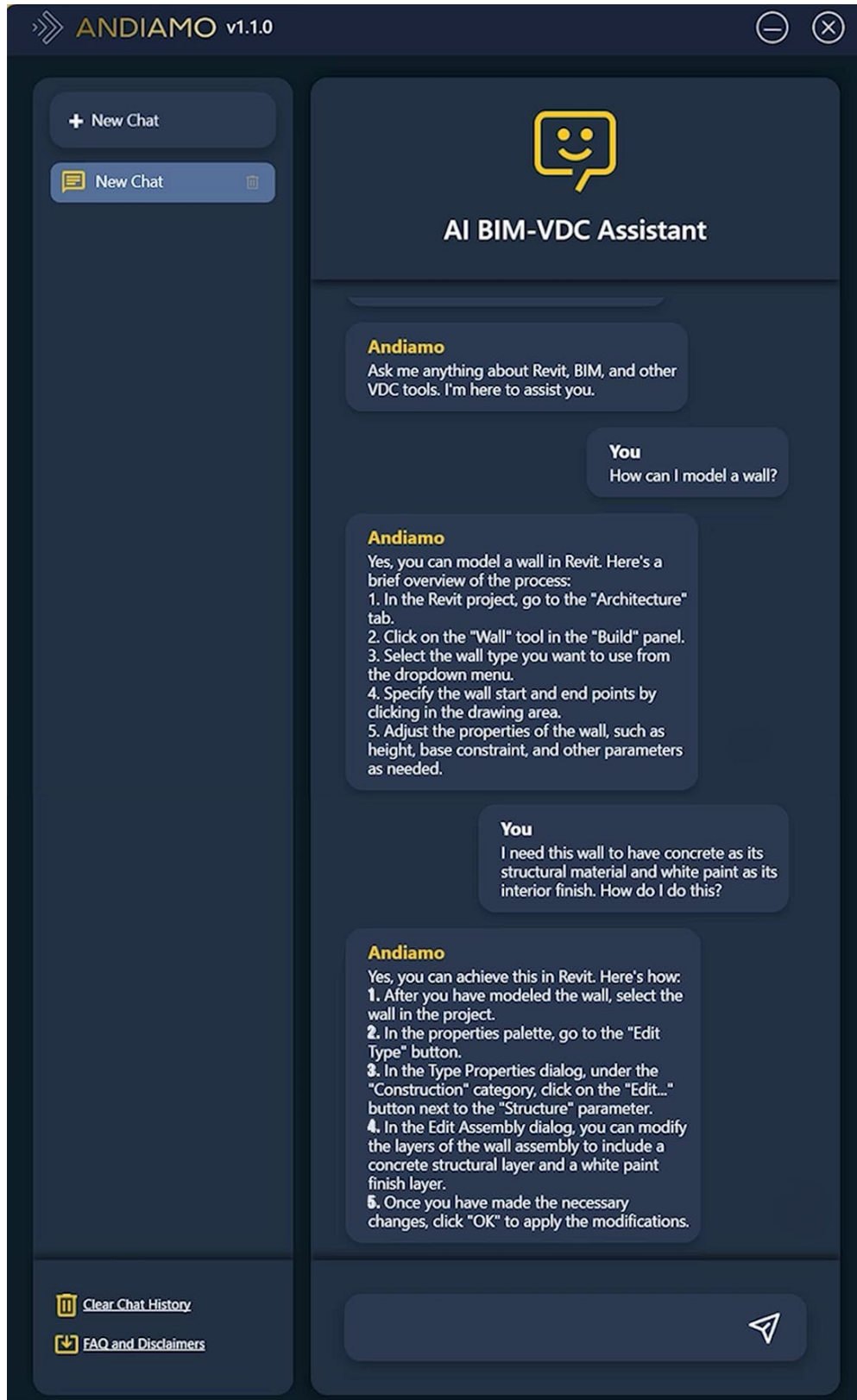
- **Revit Specific Queries:** When asking about Revit issues, include details like the version you're using, the specific problem (e.g., crash, modeling issue), and any error messages.
- **Modeling Tips and Best Practices:** Request best practices or tips for efficient modeling and ask for examples or templates if available.
- **Troubleshooting Guidance:** Clearly describe any issues you're facing. Include steps you've already taken to resolve the issue, so the assistant can provide more targeted advice.

Examples

- How to questions about BIM/VDC tools.



- Andiamo offers step-by-step guidance, remembering all chat interactions for seamless, continuous conversations.



- Interpret and comprehend PDF and Word documents and ask how to questions

You
What are the file naming guidelines for a Revit model?

Andiamo
The file naming guidelines for a Revit model are as follows:


- For Revit models: **[Discipline] _ [Neighborhood/Community] _ [Plan Number].rvt**
Example: Architecture_Rosedale_66_Plan1.rvt
- For PDF files: **[Discipline] _ [Neighborhood/Community] _ [Delta].pdf**
Example: Architecture_Rosedale_66_Delta_0.pdf

1.2.15. File Naming Guidelines

Please note that all spaces in the file names have been replaced with **underscores (_)**.

Revit Models

The naming convention for all projects shall have the Discipline, Neighborhood or Community and plan number in the file name. Never modify or alter the file name, especially after it has been uploaded to BIM 360 DOCs. Keep in mind that models are interlinked together externally and any slight modification in the file name will break the links.

 Guide: **[Discipline] _ [Neighborhood/Community] _ [Plan Number].rvt**
Example: Architecture_Rosedale_66_Plan1.rvt

PDF's Files

The naming convention for all PDF's shall have the Discipline, Neighborhood or Community, and current Delta.

Create a new PDF file for all new deltas; leaving the previous delta's intact.

Guide: **[Discipline] _ [Neighborhood/Community] _ [Delta].pdf**
Example: Architecture_Rosedale_66_Delta_0.pdf

CONTACT US:

IRVINE - (800)-376-8551

DUBAI - +971-50-947-5880

DOHA - +974-50-511055

SANTO DOMINGO - +829-860-8272

info@avantleap.com

www.avantleap.com

[YouTube Channel](#)